



Bayer Darkling Beetle Barn Card



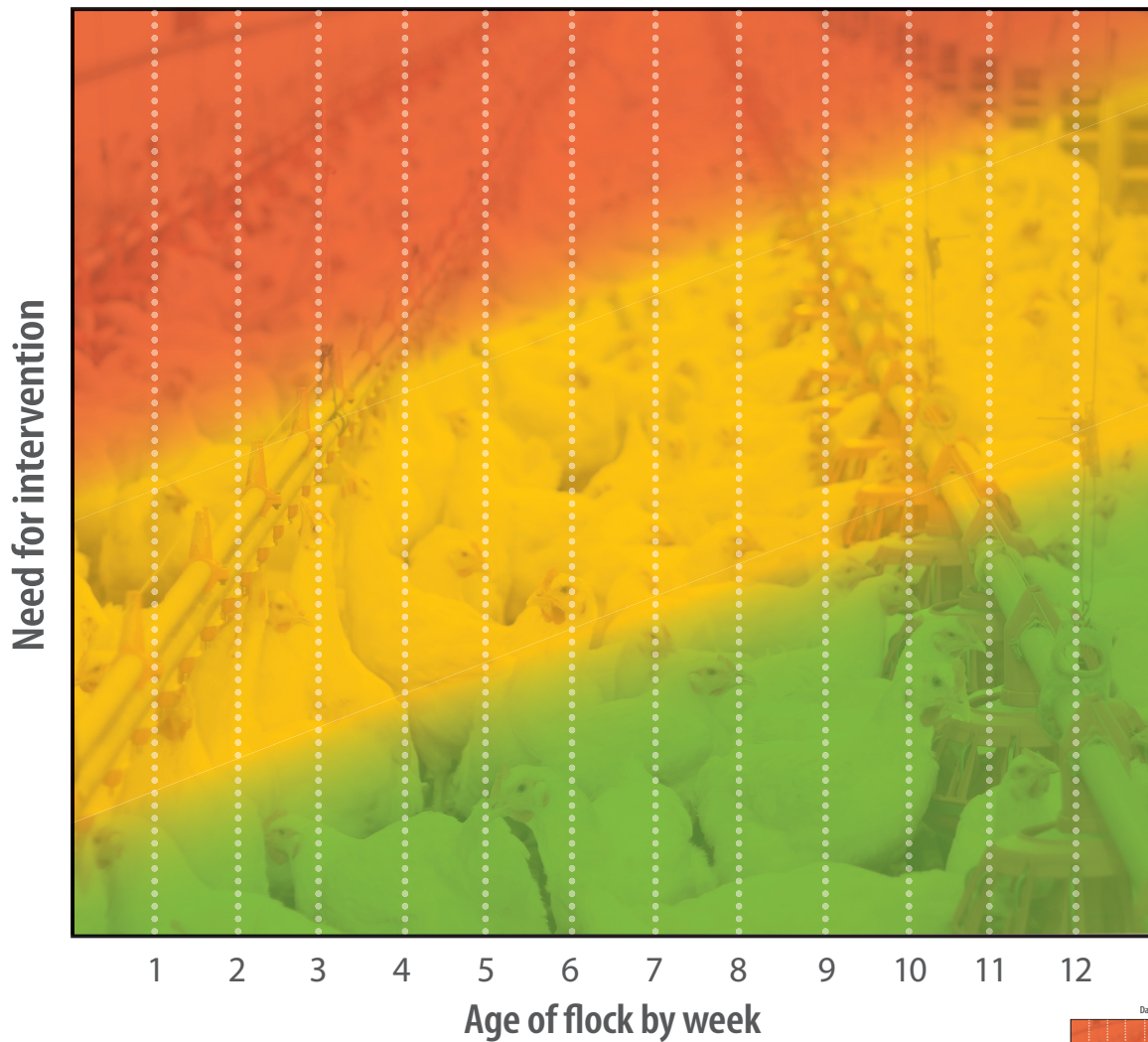
Date flock acquired: ____/____/____ Barn No.: ____ Flock No.: ____ Litter depth: ____ inches

Susceptibility testing results (if applicable): _____

Treatment(s) used: _____

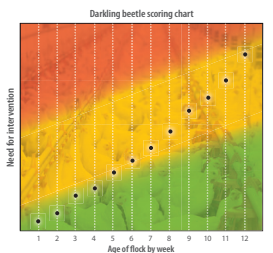
Use the color chart in your Bayer Darkling Beetle Scoring System brochure to determine the need for intervention for each week. Place a dot where the age and color meet on the scoring chart below. As the age of your flock progress, you will be able to graph a line from point to point to determine how results are trending along the need for intervention spectrum.










Darkling beetle scoring chart



- Low need for intervention.
- Moderate need for intervention.
- High need for intervention.

Example →



| Which description best matches the state of your broiler house? | What is the age of your flock (from time of acquisition)? | |
|---|---|--|
| Adults and larvae may be found burrowed under feeders and waterers, but not many have moved beyond those areas. | 1–3 weeks |  |
| | 4–5 weeks |  |
| | 6–8 weeks |  |
| Adults and larvae have moved out into the midst of the birds, seeking shelter at the edges of caked litter due to crowding in their preferred areas. | 1–3 weeks |  |
| | 4–5 weeks |  |
| | 6–8 weeks |  |
| Adults and larvae have spread even further and are approaching or have reached the walls. Birds may be infected and/or litter may appear to be “moving” due to heavy infestation. | 1–3 weeks |  |
| | 4–5 weeks |  |
| | 6–8 weeks |  |

Low need for intervention. 

Moderate need for intervention. 

High need for intervention. 

Notes
