



# POULTRY MEAT TRADE QUANTITY INCREASINGLY DOMINATES MEAT TRADE

COVID-19 has no doubt affected trade, but things are looking up

**G**lobal poultry meat trade is projected to be 16.8% higher in 2030 than in the base period 2018-20, with a total quantity projected at 17.5 million metric tons in 2030, according to the Food and Agriculture Organization (FAO). In 2030, global poultry meat exports are projected to amount to 44% of total world meat exports, followed in second place by beef at 28%. Global poultry meat exports were almost 12 million metric tons in 2021, according to a report from the U.S. Department of Agriculture (USDA) (Figure 1). Nevertheless, meat trade remains important in securing global food supply and nutritional resources for both importing and exporting countries. In addition to Organization for Economic Cooperation and Development (OECD) countries, developing countries will play a role in

TABLE 1: US poultry meat trade by type 2019-21

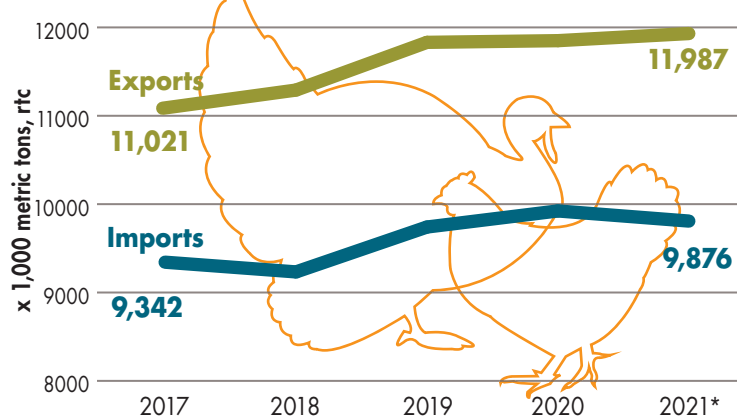
© WATT Global Media 2021

Item	Year	Imports	Exports
		Million pounds (rtc)	
 Broilers	2019	145	7,367
	2020	143	7,506
	2021	136	7,450
 Turkeys	2019	21	571
	2020	22	573
	2021	21	580

Source: USDA World Agricultural Supply and Demand Estimates September 2021

FIGURE 1: Global poultry meat trade trend 2017-21

© WATT Global Media 2021



\*Projection

Source: USDA Livestock and Poultry: World Markets and Trade, July 2021



this over the next decade, with Vietnam in particular expected to import more poultry. The increased trade in Asia and other developing countries will boost the value of overall poultry meat trade from USD16.9 billion in 2020 to USD19.6 billion over the next decade to 2030 (Figure 2)

### Export, import specifics

Exports of poultry meat from developing countries are projected by the OECD to grow from an average of 7,469 thousand metric tons over 2018-20 to 9,071 thousand metric tons by 2030, outpacing the growth of OECD (developed) member countries (Figure 3). Developing countries will still largely account for most imports over the next decade, as well. Imports in developing countries will reach 11,223 thousand metric tons by 2030 compared with just 4,570 thousand metric tons for OECD countries in 2030, according to projects from OECD (Figure 4).

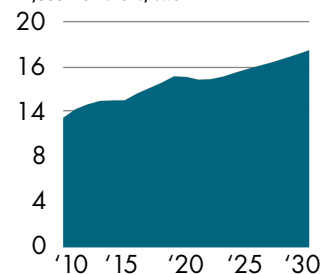
Asia is projected to be the world's leading poultry meat importing region in 2030, with 7.3 million metric tons of imports, up from an average of 6.3 million metric tons in the base period 2018-20 (Figure 5). In terms of exports, Latin America again holds the title of highest exporter with 4.6 million metric tons averaged from 2018-20 and 5.8 million metric tons in 2030 (Figure 5).

FIGURE 2: Poultry meat trade quantity and value forecast

© WATT Global Media 2021

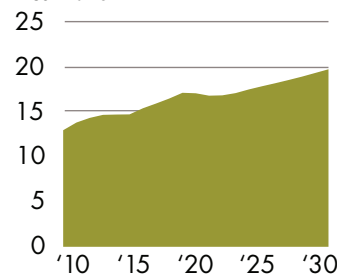
**Global meat trade quantity by type**

x 1,000 metric tons, cwe



**Global meat trade value by type**

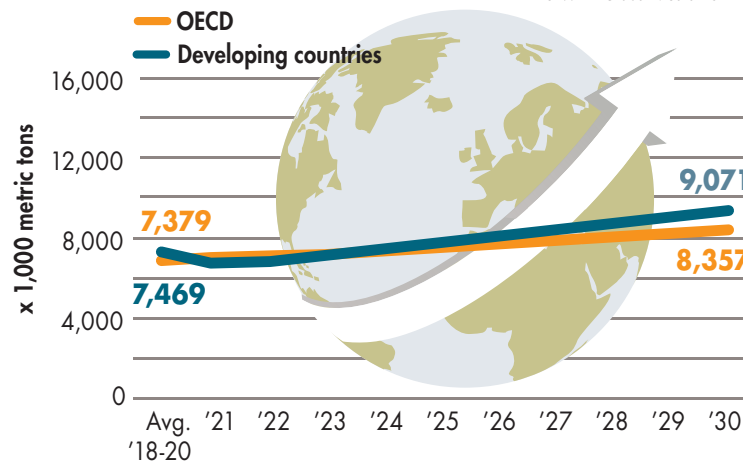
x USD1 billion



Source: OECD-FAO Agricultural Outlook 2020-29

FIGURE 3: World poultry meat export projections to 2030

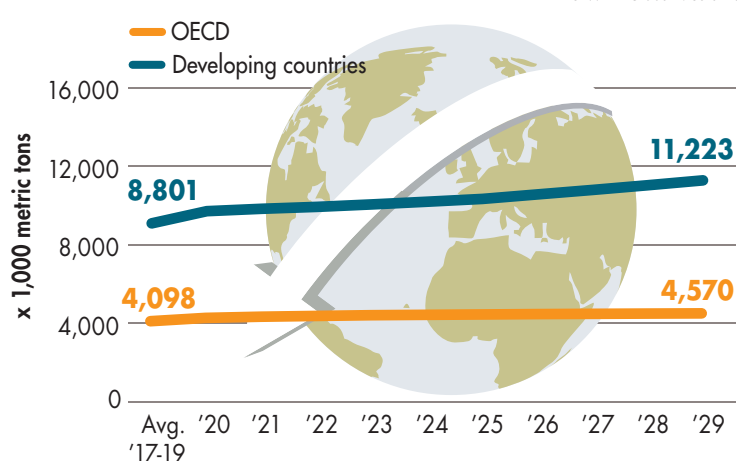
© WATT Global Media 2021



Source: OECD-FAO Agricultural Outlook 2021-30

FIGURE 4: World poultry meat import projections to 2029

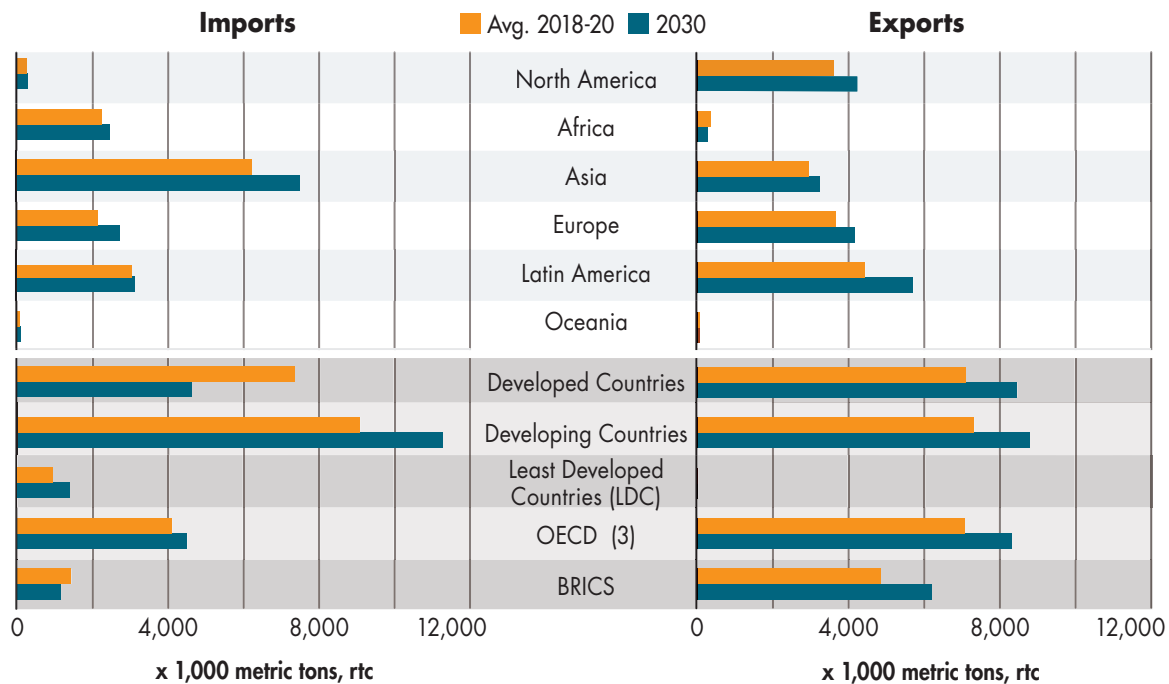
© WATT Global Media 2021



Source: OECD-FAO Agricultural Outlook 2021-30

FIGURE 5: Poultry meat trade by region avg. 2018-20 vs. 2030

© WATT Global Media 2021



Source: OECD-FAO Agricultural Outlook 2021-30

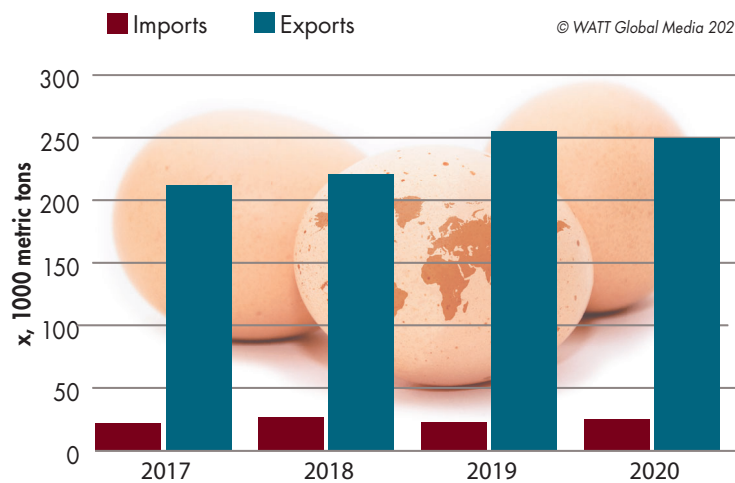
### Country specifics

In the U.S., poultry meat trade will remain relatively flat in the short term (Table 1). This continues to be due to uncertainty around COVID and vaccine mandates impacting the supply chain and workforce, among other things. In 2021, the U.S. is projected to import 136 million pounds of broilers and export 7,450 million pounds. As far as turkey meat, the U.S. is projected to import 21 million pounds in 2021 and export 580 million pounds (Table 1)

The EU demand for poultry meat and eggs is projected to grow steadily as consumers see

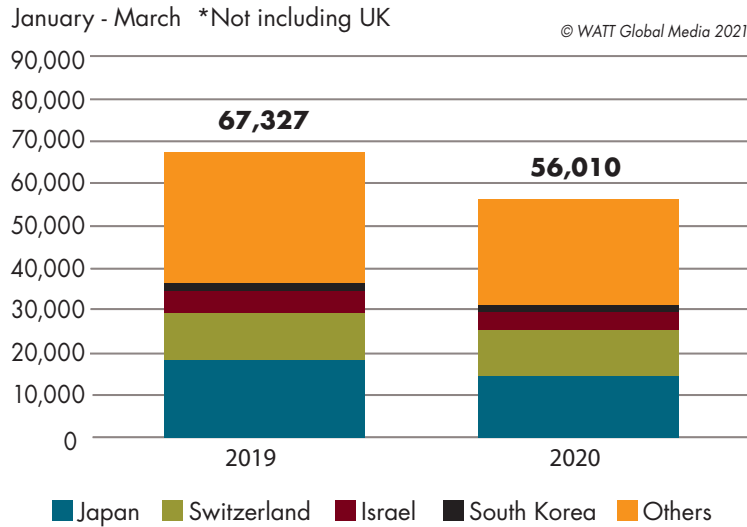
FIGURE 6: EU-27 egg trade balance

© WATT Global Media 2021



Source: European Commission EU market situation for eggs, May 2021  
igor.stevanovic | BigStockPhoto.com

FIGURE 7: EU\* egg export volume and select destinations  
January - March \*Not including UK



Source: European Commission EU market situation for eggs, May 2021

it as a healthy and sustainable product. Poultry production is expected to be the only meat category to grow. EU egg trade has grown slightly in imports and exports between 2018 and 2020 (Figure 6). Some lead-

ing export destinations over the past few years include Japan, Switzerland, Israel and South Korea, respectively (Figure 7). However of these, Israel was the only one Japan and Israel noted overall drops from 2019-21.

## DOWNLOAD MORE POULTRY MARKET DATA:

Sign in or sign up on [WATTPoultry.com](http://WATTPoultry.com) to download datasets as spreadsheets. [www.wattagnet.com/articles/XXXX](http://www.wattagnet.com/articles/XXXX)

- EU egg export market volumes and select destinations 2019-21
- EU-27 egg trade balance 2017-21
- Global poultry meat trade trend 2017-21
- Poultry meat trade by region avg. 2018-20 vs 2030
- Poultry meat trade quantity and value forecast
- US poultry meat trade by type 2020-22
- World poultry meat export projections to 2030
- World poultry meat import projections to 2030

# TRADE